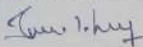


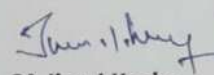


Soka Ikeda College of Arts and Science for Women					
Balance Sheet as at 31st March 2019					
LIABILITIES	Sch	Amount	ASSETS	Sch	Amount
Capital Fund		7,37,508	Fixed Assets	III	4,71,87,955
General Fund	I	-4,10,41,994	Bank and Other Deposits	IV	3,85,150
Other Liabilities	II	7,03,356	Cash & Bank Balances	V	21,19,031
Branch and Division		8,94,36,166	Advances	VI	1,42,900
		4,98,35,036			4,98,35,036
<div> <div> For Ezhil and Raj Chartered Accountants    CA Jinu I Koshy M No 234905 </div> <div>  </div> <div> For For Soka Ikeda College of Arts and Science for Women    Sethu Kumanan Chairman </div> </div>					

**Soka Ikeda College of Arts and Science for Women**  
**Income and Expenditure Account for the year ended 31st March 2019**


EXPENDITURE	Amount	INCOME	Amount
To Advertisement	3,00,859	By Fees Received	4,77,87,142
To Agri Expenses	2,100	By Miscellaneous Income	72,29,687
To Bank Charges	1,02,223	By Interest Received	1,37,043
To Books & Periodicals	2,83,732	By Excess of Income over Expenditure	1,51,53,680
To Donation	49,000		
To Electricity Charges	5,77,667		
To Examination Fees	37,12,888		
To Miscellaneous Expenses	6,39,391		
To Function Expenses	30,72,632		
To General Maintenance	19,58,441		
To Hostel & Canteen Expenses	8,59,724		
To Printing & Stationery	21,59,337		
To Professional & Consultancy Charges	4,93,320		
To Statutory Contributions	35,39,616		
To Rates & Taxes	11,80,462		
To Salaries	4,10,10,641		
To Sports Expenses	1,56,735		
To Student Welfare	11,66,114		
To Students Fees Concession	22,61,650		
To Staff Welfare	2,18,169		
To Telephone Charges	25,504		
To Travelling & Conveyance	10,97,229		
To Depreciation	54,40,118		
	7,03,07,552		7,03,07,552

For Ezhil and Raj  
Chartered Accountants

  
CA Jinu I Koshy  
M No 234905



For Soka Ikeda College of Arts and Science for Women

X   
Sethu Kumanan  
Chairman

**Soka Ikeda College of Arts and Science for Women**  
**Schedules to Balance Sheet as at 31st March 2019**

<b>GENERAL FUND</b>		<b>SCHEDULE - I</b>
		Total
Opening Balance		-2,58,88,314
Add: Excess of Income over Expenditure		-1,51,53,680
		<b>-4,10,41,994</b>
<b>OTHER LIABILITIES</b>		<b>SCHEDULE - II</b>
		Total
Sundry Creditors		7,03,356
		<b>7,03,356</b>
<b>DEPOSITS WITH BANKS AND OTHERS</b>		<b>SCHEDULE - IV</b>
		Total
Bank Deposits		3,85,150
		<b>3,85,150</b>
<b>CASH &amp; BANK BALANCES</b>		<b>SCHEDULE - V</b>
		Total
Cash on hand		1,09,312
Cash with banks		20,09,719
		<b>21,19,031</b>
<b>ADVANCES</b>		<b>SCHEDULE - VI</b>
		Total
Loans and Advances		1,42,900
		<b>1,42,900</b>



Soka Ikeda College of Arts and Science for Women							
FIXED ASSETS							
Description	As on 01/04/2018	Addition/(Deletion)	Addition/(Deletion)	Total Assets	Depreciation %	Depreciation Amount	As on 31/03/2019
College		>180 days	<180 days				
Land and Development	9,97,578.00	Before 1-oct- 2017 After 30-Sep 2017	- -	9,97,578.00	0%	-	9,97,578.00
Buildings	3,94,05,785.00	Before 1-oct- 2017 After 30-Sep 2017	20,08,547.00 9,10,337.00 29,18,884.00	4,23,24,669.00	10%	41,86,950.00	3,81,37,719.00
Vehicles	8,25,156.00	Before 1-oct- 2017 After 30-Sep 2017	- -	8,25,156.00	15%	1,23,773.00	7,01,383.00
Computer & Accessories	7,05,122.00	Before 1-oct- 2017 After 30-Sep 2017	- -	7,05,122.00	40%	2,82,049.00	4,23,073.00
Electrical Fittings	16,76,165.00	Before 1-oct- 2017 After 30-Sep 2017	81,500.00 54,378.00 1,35,878.00	18,12,043.00	10%	1,78,485.00	16,33,558.00
Furniture & Fittings	37,62,686.00	Before 1-oct- 2017 After 30-Sep 2017	7,50,598.00 7,50,598.00	45,13,284.00	10%	4,51,328.00	40,61,956.00
Equipments	14,50,221.00	Before 1-oct- 2017 After 30-Sep 2017	- -	14,50,221.00	15%	2,17,533.00	12,32,688.00
	4,88,22,713.00		38,05,360.00	5,26,28,073.00		54,40,118.00	4,71,87,955.00

